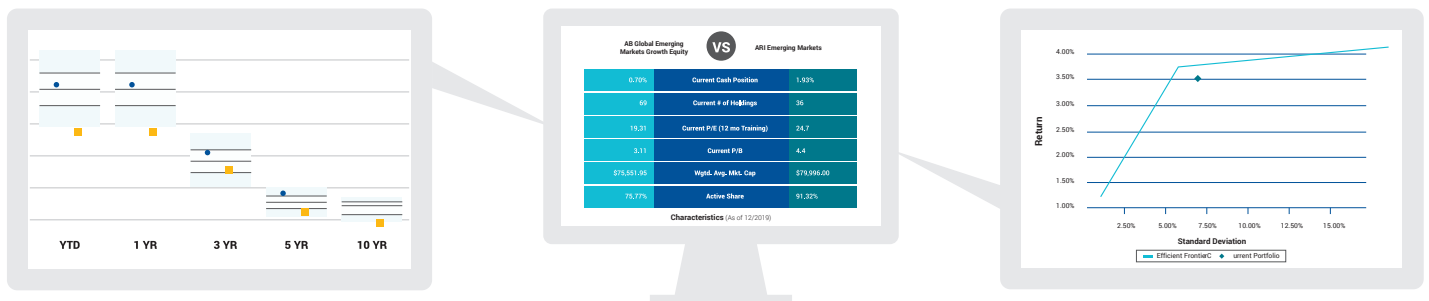


Select Managers Who Can Meet Your Investment Objectives With Quantum Analytics

To make the best manager decisions, you need comprehensive data and analytics tools for screening, comparison and what-if simulations. Leverage Quantum Analytics, built on the institutional market's most comprehensive database of manager data, to find managers who can meet your investment objectives.



Use Quantum To

Ask the right questions

Whether you're conducting your own manager search or you're working with a consultant, start with questions that reflect your organization's values and priorities, then drill into manager profiles to assess the quantitative and qualitative factors you care about.

Get behind headline numbers

Most top-quartile managers are delivering similar performance. What differentiates one portfolio team from another is how they're delivering returns, their thought process and their ability to remain disciplined. Multi-dimensional analysis is key to finding managers aligned with your objectives.

Don't overlook emerging talent

Every quarter, 500+ institutional products are added to the eVestment database. Many of these come from smaller, emerging managers that have the ability to pursue opportunities with more agility than larger, established managers.

Monitor your roster

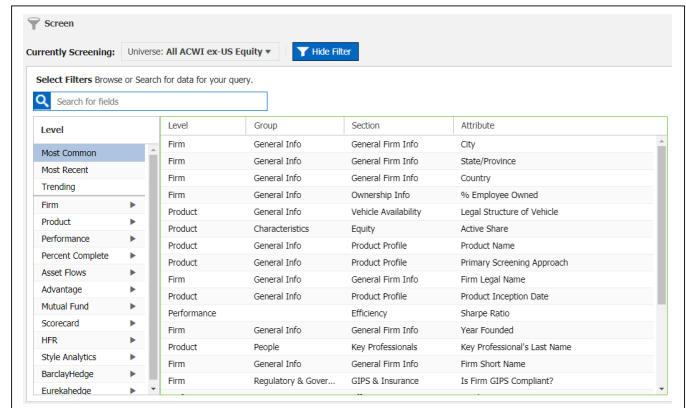
Building a monitor report with the metrics you care about – then automating it to come to you every quarter – ensures regular monitoring never falls through the cracks. Substitute other managers from the database to see their potential impact on your portfolio.

Quantum Analytics Capabilities

eVestment Quantum is a manager research and portfolio analytics platform, leveraging eVestment's database of 25,000+ institutional strategies. Quantum takes manager research to a new level with portfolio construction capabilities, allowing investors to simulate how their portfolio would have performed with different managers. It includes interactive manager profiles for advanced analysis, along with charting custom reporting features.

Manager Research

Search eVestment's database of 25,000+ institutional strategies for managers that meet the criteria you define. Search across multiple dimensions and 2,600+ unique data points for long-only and hedge fund strategies.



Screen

Currently Screening: Universe: All ACWI ex-US Equity

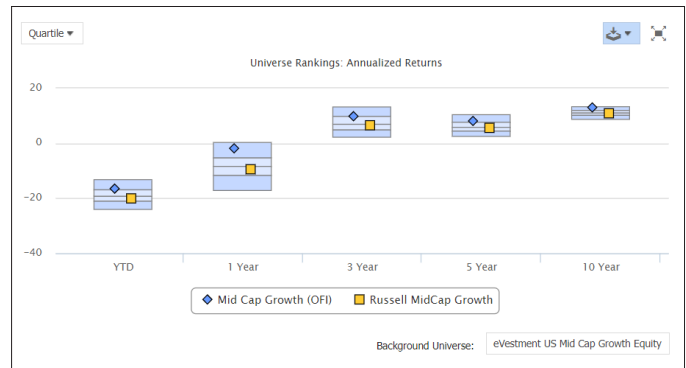
Select Filters Browse or Search for data for your query.

Search for fields

Level	Level	Group	Section	Attribute
Most Common	Firm	General Info	General Firm Info	City
Most Recent	Firm	General Info	General Firm Info	State/Province
Trending	Firm	General Info	General Firm Info	Country
Firm	Firm	General Info	Ownership Info	% Employee Owned
Product	Product	General Info	Vehicle Availability	Legal Structure of Vehicle
Product	Product	Characteristics	Equity	Active Share
Performance	Product	General Info	Product Profile	Product Name
Product Complete	Product	General Info	Product Profile	Primary Screening Approach
Asset Flows	Firm	General Info	General Firm Info	Firm Legal Name
Advantage	Product	General Info	Product Profile	Product Inception Date
Mutual Fund	Performance	Performance	Efficiency	Sharpe Ratio
Scorecard	Firm	General Info	General Firm Info	Year Founded
HFR	Product	People	Key Professionals	Key Professional's Last Name
Style Analytics	Firm	General Info	General Firm Info	Firm Short Name
BarclayHedge	Firm	Regulatory & Gover...	GPS & Insurance	Is Firm GPS Compliant?
Eurekahedge				

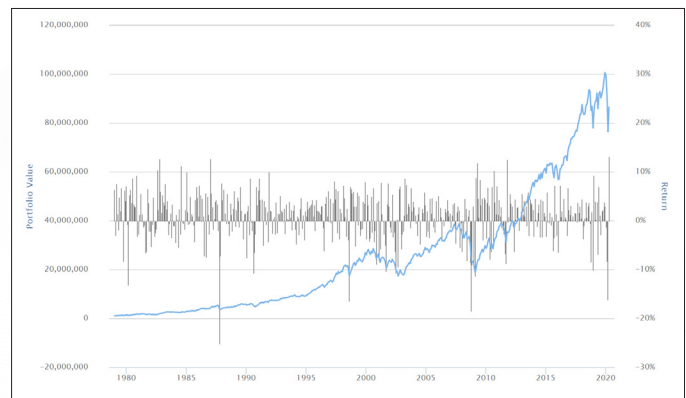
Interactive Manager Profiles

Access every manager and strategy in the eVestment database to analyze performance and risk and see managers in the fuller context of their universe rankings - not just relative to the benchmark. In addition to full quantitative data, profiles also include qualitative insights into firm ownership, key professionals, investment philosophy and process and more.



Portfolio Monitoring and Analysis

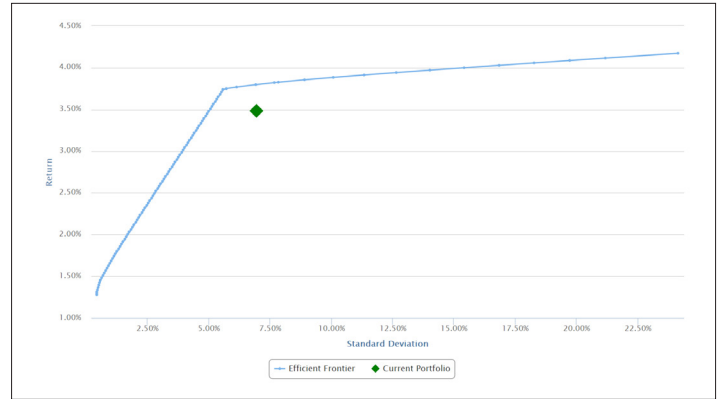
Create a custom universe to monitor your existing managers and confirm each strategy is following the mandate it was intended to fulfill. View changes in key professionals, swings in flows or AUM, monitor returns against benchmarks and watch for changes in holdings. Analyze allocation impacts and track performance for hypothetical or active portfolios. Save allocated portfolios and create composites that reflect historical changes with options for rebalancing and backfilling.



Quantum Analytics Capabilities

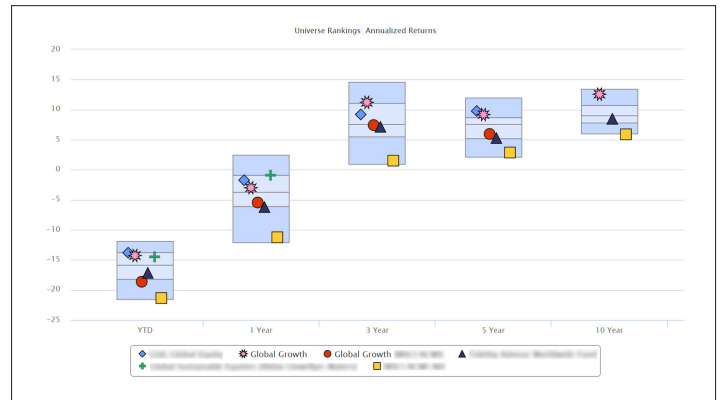
Portfolio Optimization and Simulation

Build, optimize and evaluate hypothetical or active portfolios with modeling, optimization and simulation tools. Assess allocations relative to an efficient frontier, analyze portfolio diversification and predict probable outcomes for risk, return and asset growth.



Peer Analysis

Compare both qualitative and quantitative data for a group of selected managers and generate reports to see how they stack up against each other. Use charts to visualize differences, based on the criteria that's important to you.



Returns-Based Style Analysis

With six predefined groups of index factors, analyze returns to determine the style and chart the findings. Compare results to the strategy's stated style emphasis to determine if the strategy has stayed the course or drifted into other asset classes, market caps or styles.

